

Building Utilities: Inst. Shafts P-361

Solutions for Vertical Technical Installation Shafts Fully Equipped with

- Piping Installations
- Platforms and Gratings
- Cable Tray

Shafts are bespoke for the current application as Design Package, EPC or EPCm. P-Engineering designs the Solution fitted for the actual project.

Steelwork is designed according to Eurocode and Platforms according to EN 14122 and be ball-proof Ø20.



P-Engineering delivers:

- General 3D Arrangement
- Detail Arrangement
- Structural Steel Design
- FEM-analysis of Structure including Wind Loads in relation to Natural Frequency of Structure
- Foundation Design handling Dead and Wind Loads
- Pipe Design and Isometrics for Water, Sewage, Heating, Cooling, Sprinkling, Drain etc.
- Pipe Support Design (Fix-points, Sliding Support etc.)
- Welding Specifications
- Surface Treatment Specification
- Erection Instructions

P-Engineering makes final Shop Drawings for both Piping and Structural Steelwork and final BoQ for e.g., Bolts and nuts, Adhesive Anchors etc.

Contact Information:


Christian Pallesen; +45 2526 8805; cp@p-engineering.dk



Vertical Installation Shaft

Building Utilities: Inst. Shafts

P-361



Lifting in of Technical Shaft with Installations. This Shaft were in 3 sections for a full length of total 28 meters.